



**Electrolux**  
PROFESSIONAL

## Modular Cooking Range Line 900XP 1/4 Module Ambient Worktop

ITEM # \_\_\_\_\_

MODEL # \_\_\_\_\_

NAME # \_\_\_\_\_

SIS # \_\_\_\_\_

AIA # \_\_\_\_\_



391156 (E9WTNBN000)

Ambient WorkTop with  
closed front, 1/4 module

### Short Form Specification

**Item No.** \_\_\_\_\_

To be installed on 900XP refrigerated base, open base cupboard, bridging supports or cantilever systems. Constructed in stainless steel with Scotch Brite finish. Worktop in 20/10, stainless steel. Right angled side edges eliminate gaps and possible dirt traps between units.

### Main Features

- Heavy duty internal frame in Stainless steel.
- Unit to be installed on other 900 line bases.
- Right angled side edges eliminate gaps and possible dirt traps between units.
- Suitable for countertop installation.

### Construction

- Stainless steel top provides a heavy duty work surface under any load.
- Unit is 930 mm deep to give a larger working surface area.

### Optional Accessories

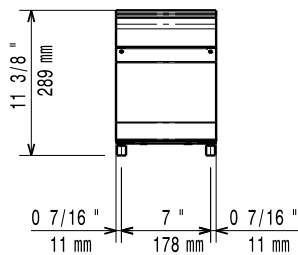
- Junction sealing kit PNC 206086 ☐
- Support for bridge type installation, 800mm PNC 206137 ☐
- Support for bridge type installation, 1000mm PNC 206138 ☐
- Support for bridge type installation, 1200mm PNC 206139 ☐
- Support for bridge type installation, 1400mm PNC 206140 ☐
- Support for bridge type installation, 1600mm PNC 206141 ☐
- Support for bridge type installation, 400mm PNC 206154 ☐
- Water column with swivel arm (water column extension not included) PNC 206289 ☐
- Water column extension for 900 line PNC 206290 ☐
- Chimney upstand, 200mm PNC 206302 ☐
- Back handrail 800 mm PNC 206308 ☐
- Back handrail 1200 mm PNC 206309 ☐
- Side handrail-right/left hand (900XP) PNC 216044 ☐
- Frontal handrail, 400mm PNC 216046 ☐
- Frontal handrail, 800mm PNC 216047 ☐
- Frontal handrail, 1200mm PNC 216049 ☐
- Frontal handrail, 1600mm PNC 216050 ☐
- Large handrail - portioning shelf, 400mm PNC 216185 ☐
- Large handrail - portioning shelf, 800mm PNC 216186 ☐
- 2 side covering panels for top appliances PNC 216278 ☐

APPROVAL: \_\_\_\_\_

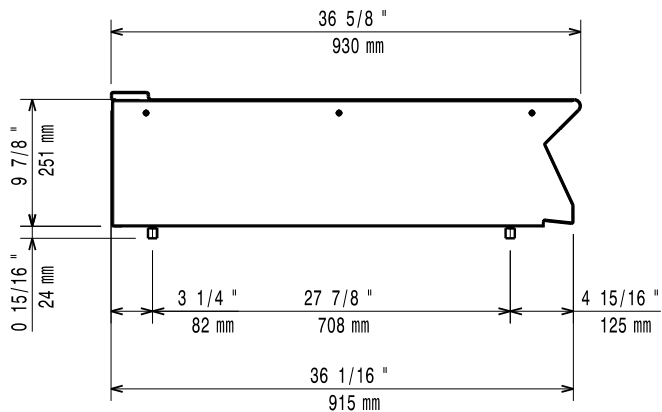


Experience the Excellence  
[www.electroluxprofessional.com](http://www.electroluxprofessional.com)


Front



Side



Top



### Key Information:

External dimensions, Width:	
391156 (E9WTNBN000)	200 mm
External dimensions, Depth:	930 mm
External dimensions, Height:	250 mm
Net weight:	13 kg